

GMC JIMMY



RUGGED QUALITY TRUCKS

GMC JIMMY... MAKES YOU LOOK GOOD



Looking for a tough 4-WD workhorse that's ready? . . . take a look at Jimmy for '81. It has a lot to offer the seasoned 4-wheelin' person including a new 4-WD system for 4-WD models. Jimmy carries five, with available rear seat, and has a standard plastic removable rear roof section and offers an optional convertible top.

LOOK WHAT'S NEW ON JIMMY FOR '81!

Looks new . . . feels new . . . weighs less . . . looks great . . . offers the new ESC (Electronic Spark Control) on the available 5.0 V8 engine (not available in California) . . . and a new 4-WD system for the 4-WD models . . . that's Jimmy for '81! It's value. Here's what was done . . .

The front-end sheet metal was redesigned for reduced weight, and there is a new appearance with aerodynamic styling. New-style front end includes single rectangular lamps for standard, dual rectangular lamps for available Deluxe Front Appearance package. Bumpers are restyled. Parking lamps are reset . . . they are newly located in the front bumper, and an air dam is attached to the front bumper to help reduce

air turbulence in the engine compartment. Tinted glass is standard. There's more. Please read on.

New exterior appearance! New optional moldings are placed low on the body resulting in an elegant appearance for the available special two-tone paint scheme or the Exterior Decor Package. There are four new colors and eleven carryover colors; newly styled model designation plates and available bright wheel opening trim.

Interiors are Handsome! There are new colors, new trims, new fabrics and new features designed to make your road time more pleasurable. Bucket seats can be ordered with available custom cloth upholstery on Sierra Classic models, see Page 5 for details.

Jimmy likes the city and suburbs too! 2-WD Jimmy with the standard 4.1 Liter in-line six, short 106.5" wheelbase and available convertible top makes an ideal vehicle around town. Dress it up and equip it to suit your taste from the long list of available equipment. Makes sense . . . see it and you'll like the idea.

A WORD ABOUT THIS CATALOG

We have tried to make this catalog as comprehensive and factual as possible and we hope you find it helpful. However, since the time of printing, some of the information you will find here may have been updated. Also, some of the equipment shown or described throughout this catalog is available as factory-installed options, as dealer accessories, and as specialized equipment from various independent suppliers at extra cost. Your dealer has details and, before ordering, you should ask him to bring you up to date.

The right is reserved to make changes at any time, without notice, in prices, colors, materials, equipment, specifications and models. Check with your GMC dealer for complete information.

GMC

GMC JIMMY... RUGGED QUALITY TRUCKS



For 1981, Jimmy has lost up to 263 lbs. of weight on K-1500 models and up to 181 lbs. on C-1500 models. Jimmy offers improvements in design, construction, and components to meet today's demands. Check out these impressive features.

Overall Structural Rigidity is sought through double-walled construction of hood, front fenders, doors, sidewalls and tailgate, and portions of the cab. For '81, new front door hinge reinforcements and anchor plates and new compression-rebound-type cab body mounts have been added.

Girder Beam Front Suspension on 2-WD models permits front wheels to take bumps and ruts independently to help smooth the ride.

Transmission—A 3-speed, fully synchronized manual transmission with column-mounted controls is standard (not available in California). A 4-speed manual with floor-mounted controls is available with 5.0 Liter V8 engine (not available in California). Automatic transmission is available for all models.

Salisbury-Type Rear Axle is standard, features large ring gear, roller bearings, wide range of ratios. Locking differential is available with some models.

Two-Stage Multileaf Rear Springs provide a soft ride with a light load and firm support when loaded to capacity. Rear springs are stress-shot-peened for strength and Ionoclad-painted for added corrosion resistance; springs include tip liners and taper-rolled trimmed ends.

Shock Absorbers—Staggered rear shocks help control power hop. Heavy-duty shock absorbers are available on all

2-WD models. There's a new available Front Quad Shock Package for 4-WD models.

Radial Tires—Radial tires are standard on all models.

Standard Power Ventilation routes outside air into cab through cowl-integrated plenum chamber, exiting through door valves. New "OFF" mode on heater fan permits power ventilation to operate only when operator desires.

Brakes. Standard hydraulic brake system, self-adjusting and computer-matched to GVWR, includes front disc brakes with audible wear sensor; rear drum brakes. '81 models feature new low-drag front disc brake calipers with quick-take-up master cylinder. '81 brake lines aft of the dash panel have added anti-corrosion treatments with the addition of zinc-rich paint over the existing anti-corrosion terne coating.

Fuel Tanks—Standard tank for all models is 25-gallon. A 31-gallon tank is available.

Drop Center Frame—Permits low body mounting—on 4-WD models, it provides an entry height of 22" with a 7" ground clearance.

Mufflers feature double-wrapped shell and interior baffle of aluminized metal. With available 5.0 Liter V8 with ESC, RPO LE9 and 5.7 Liter V8 RPO LS9 engines, single-inlet, dual-outlet mufflers (single only in California) help reduce exhaust back pressure.

Standard Electronic High Energy Ignition System eliminates the breaker points and condenser of conventional systems while delivering up to 35,000 volts to each spark plug, helps ignite marginal fuel-air mixtures and helps cold-weather starting.


Standard Delco Freedom Battery never needs refilling. The energy supply is completely sealed in a lightweight case with a built-in state-of-charge indicator. Side-mounted battery terminals help resist terminal corrosion.

GM FIGHTS CORROSION: With Special Measures—new splash shields protect the engine compartment. New stone shields are applied ahead of rear wheel openings. **With Special Steels**—corrosion-resistant steel is used in more areas of '81 models than 1980. **With Elpo-Dip Primer**—Jimmy body, with doors attached, is thoroughly cleaned in a multistage zinc phosphate treatment, then immersed in vats of primer, coating crevices that are hard to reach. As the body travels through the solution, primer is magnetically bonded to the metal. **With Special Sealers**—Butyl rubber weatherstripping around doors and windows. Sealing compounds are applied at various joints. Finish coat of acrylic enamel is sprayed on. Aluminum wax preservative is used in certain vulnerable inner areas.



HANDSOME JIMMY INTERIORS

Standard Sierra Interior. Includes driver and front passenger high-back bucket seats in standard striped vinyl or available custom vinyl in Blue or new Doeskin color. A new-style center console and color-keyed front floor carpeting are included with custom vinyl seat trim option. Also standard: color-keyed new-style; padded instrument panel pad; bright-trimmed, Black crackle-finish instrument cluster faceplate; Black crackle-finish pad applique; bright Sierra nameplate; door trim panels; and sun visors. Standard floor mats are Black rubber. Front and rear compartments have matching floor covering (shown at upper right) when available rear seat is specified.



Available Sierra rear seat.



Standard Sierra front seats.

Available Sierra Rear Bench Seat provides seating for 3 passengers with legroom in footwell in floor behind the front seat. The seat, upholstered to match front seats, is removable or it can be folded against the front seats to permit 89.6 cu. ft. of flat cargo space. Available with Sierra (shown at upper right) and Sierra Classic trim.

Available Sierra Classic Interior
The Sierra Classic interior shown below includes dual high-back bucket seats upholstered in custom cloth which

comes in a choice of Slate, Doeskin or Carmine. Seat belts are provided for all passenger positions as well as shoulder belts for driver and right hand front passenger locations. Custom vinyl bucket seats also are available with Sierra Classic in a choice of Slate, Blue, Doeskin and Carmine. Interior equipment includes center console; custom steering wheel; a molded door trim panel with padded armrests, color-keyed soft vinyl inserts, door closing assist straps, brushed stainless steel finished trim and soft vinyl stowage pockets; SIERRA CLASSIC nameplate on padded instrument panel; front compartment carpeting; and rear compartment side trim panels with ashtrays. Exterior equipment includes chromed

front and rear bumpers, bright windshield and hardtop side window moldings, bright body side and rear moldings with Black paint trim, bright wheel opening moldings with Black paint trim, bright-trimmed front side marker lights and taillights, chrome-trimmed grille and headlamp bezels with dual rectangular headlamps, bright brush-finished tailgate applique with GMC nameplate and SIERRA CLASSIC nameplate at rear of body side panels.

Use Jimmy Year Around! Ask your GMC Truck dealer about new Trailering Special equipment and power take-off in available 4-speed transmission to operate snowplows and other specialized equipment.



Available Sierra Classic interior.



GM CONTINUOUS PROTECTION PLAN

This option offers service protection in addition to that provided by GM's new vehicle limited warranty. Ask your dealer about it. (Available only in USA and Canada during the 1981 model year.)

MAKE YOUR OWN TRACKS IN 4-WD JIMMY WITH NEW AUTOMATIC LOCKING FRONT HUBS!

All 4-WD Jimmy models feature a new lightweight aluminum transfer case with shift in a floor-mounted console. You can shift into 4-WD without leaving the vehicle. To return to 2-WD, simply stop, shift the transfer case into 2-WD, reverse vehicle direction slowly about ten feet, and you're ready for the highway.

NEW 4-WD OFF-ROAD PACKAGE

For improved off-road ride, consider the available new Front Quad Shock package consisting of dual right and left 25-mm front shock absorbers and 32-mm rear shock absorbers. The package also includes a front axle pinion nose bumper mounted on the right frame side member to limit front axle windup.

IN-LINE SIX OR V8 ENGINES

The standard engine for all models is the 4.1 Liter in-line six with a 2-bbl. carburetor (not available in California). New available 5.0 Liter, 4-bbl., V8 with high-compression ratio and new Electronic Spark Control—develops 160 net horsepower @ 4400 RPM and 235 lb./ft. torque at 2000 RPM. Gives impressive performance because of its high, 9.2 to 1 compression ratio and new Electronic Spark Control to help control engine knock (not available in California). Two other 5.0 Liter V8 engines are available for 2-WD models—a 2-bbl. version (except California) and a 4-bbl. version (California only). The 5.7 Liter V8, 4-bbl. engine is available only for 4-WD models in California.

JIMMY ENGINES


DISPLACEMENT, LITER	ALL STATES EXCEPT CALIFORNIA			CALIFORNIA ONLY	
	4.1L6*	5.0 V8 W/ESC*	5.0 V8*	5.0 V8†*	5.7 V8*
ENGINE ORDERING CODE	LE3	LE9	LG9	LF3	LS9
BORE & STROKE, IN.	3.87 × 3.53	3.74 × 3.48	3.74 × 3.48	3.74 × 3.48	4.0 × 3.8
COMPRESSION RATIO	8.3 × 1	9.2 to 1	8.5 to 1	8.6 to 1	8.2 to 1
SAE NET HORSE-POWER @ RPM	115 @ 3600	160 @ 4400	130 @ 4000	150 @ 4200	150 @ 3600
SAE NET TORQUE (LBS./FT. @ RPM)	200 @ 2000	235 @ 2000	240 @ 2000	240 @ 2000	255 @ 1600

*4-WD models only.
†2-WD models only.

*Produced by GM, Chevrolet Motor Division.
ESC = Electronic Spark Control.

A WORD ABOUT ENGINES

GMC Jimmys are equipped with GM-built engines produced by Chevrolet Motor Division. See your GMC Truck dealer for details.



AVAILABLE ACCESSORIES

Add your own touch with these accessories: Air conditioning; power steering (2-WD models); electric clock with new solid-state quartz mechanism; full gage package; cigarette lighter; Delco radios: AM, AM/FM, AM/FM stereo, AM/FM stereo with 8-track or cassette tape, AM/FM/CB; cruise control with new "resume" feature; intermittent windshield wipers; 10R-15B on-off road radials (K-1500 only); Rally wheels, styled wheels, aluminum wheels; power side door locks and windows; power tailgate window; factory- or dealer-installed deadweight hitch or weight-distributing hitch platform; heavy-duty battery and generator; sliding side rear windows; new one-way glass for side rear and tailgate windows and more. Ask your GMC dealer.

A WORD ABOUT ASSEMBLY, COMPONENTS AND OPTIONAL EQUIPMENT IN THESE GMC PRODUCTS

The GMC Jimmys described in this brochure are assembled at facilities of General Motors Corporation operated by Chevrolet Motor Division. These vehicles incorporate thousands of different components produced by various divisions of General Motors and by various suppliers to General Motors. From time to time during the manufacturing process, it may be necessary, in order to meet public demand for particular vehicles or equipment, or to meet federally mandated emissions, safety and fuel economy requirements, or for other reasons, to produce GMC products with different components or differently sourced components than initially scheduled. All such components have been approved for use in GMC products and will provide

the quality performance associated with the GMC name. With respect to extra-cost optional equipment, make certain you specify the type of equipment you desire on your vehicle when ordering it from your dealer. Some options may be unavailable when your truck is built. Your dealer receives advice regarding current availability of options. You may ask the dealer for this information. GM also requests the dealer to advise you if an option you ordered is unavailable. We suggest that you verify that your truck includes the optional equipment you ordered, or if there are changes that they are acceptable to you. The GMC Jimmys described in this brochure are also available from Chevrolet dealers under the name Chevy Blazer.

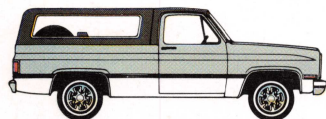
JIMMY SPECIFICATIONS

SERIES		C-1500		K-1500	
GVW RATING		6,000		6,100	
FRONT SUSPENSION, CAP. LBS.		INDEPENDENT COIL SPRINGS 3,250		HYPOID DRIVING AXLE, LEAF SPRINGS 3,600	
SPRINGS, FRONT RATED AT GROUND EA. LBS.	STD. AVAIL.	1,625 —	—	1,650 2,250	—
SHOCK ABSORBERS	STD. AVAIL.	25-mm Diameter 32-mm Diameter	—	25-mm Diameter 32-mm Diameter**	—
STABILIZER BAR	STD. AVAIL.	— 1.06-inch Diameter	—	1.25-inch Diameter —	—
REAR SUSPENSION AXLE, REAR, CAP., LBS.	SEMIFLOATING, TWO-STAGE MULTILEAF SPRINGS 3,750				
AXLE RATIO	STD.	AVAIL.	—	STD.	AVAIL.
4.1 Liter L6*	3.08	3.42	—	3.73	3.42
5.0 Liter V8 2-bbl.*	3.08	3.42	—	—	—
5.0 Liter V8 4-bbl., W/ESC*	2.73	3.08, 3.73	—	2.73	2.56, 3.08, 3.73
5.0 Liter V8 4-bbl.#	3.08	—	—	—	—
5.7 Liter V8 4-bbl.#	—	—	—	2.73	3.08
SPRINGS, REAR CAP. EA., LBS.	1,875		1,875		
BRAKES, SERVICE	VACUUM/POWER (FRONT-DISC) (REAR-DRUM)				
CLUTCH, DIA. IN. WITH 4.1 Liter L6* 5.0 Liter V8	11		11		
ENGINE	STD.	4.1 Liter L6*		4.1 Liter L6*	
	AVAIL.	5.0 Liter V8 2-bbl.* 5.0 Liter V8 4-bbl.#		5.0 Liter V8, 4-bbl. W/ESC* 5.7 Liter V8, 4-bbl.#	
STEERING	STD.	MANUAL		POWER	
	AVAIL.	POWER		—	
TRANSMISSION	STD.	3-SPEED MANUAL*		3-SPEED MANUAL*	
	AVAIL.	4-SPEED MANUAL* AUTOMATIC		4-SPEED MANUAL* AUTOMATIC	
TIRES, PLY RATING	STD.	P215/75R-15		P215/75R-15	
	AVAIL.	P235/75R-15		P235/75R-15, 10R-15B	
BREAK-OVER RAMP ANGLE	FRONT REAR	— —		23° 32° 24°	


*Not available in the State of California

#California only


**Available with RPO F60, H. D. springs only




Two-tone paint with Black top.



Two-tone paint with White top.


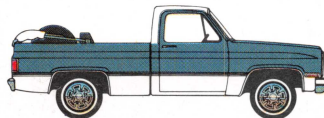


Two-tone paint with soft top.



Two-tone paint with White top.

PAINT OPTIONS offer a choice of 15 solid colors and many available two-tone combinations. New colors for '81 are: Dark Slate (M), Slate (M), Dark Chestnut (M) and Yellow. ZY3 Special Two-Tone paint includes new YG1 moldings with secondary color applied below the moldings. ZY5 Exterior Decor package is new; includes upper body side and rear decal stripes, YG1 moldings, stand-up hood ornament; secondary color is applied between the decal stripes and the moldings.



DIMENSIONS

	2-Wheel Drive	4-Wheel Drive
	WHEELBASE	106.5
FRONT OVERHANG	33.8	
REAR OVERHANG	45.3	
FRONT TREAD	64.8	66.7
REAR TREAD	63.4	63.7
GROUND CLEARANCE	7.1	7.0
HEIGHT	70.6	73.8
OVERALL LENGTH	185.6	
OVERALL WIDTH	79.6	
BOX LENGTH-Floor	77.0	
BOX LENGTH-Upper	65.5	
BOX WIDTH-Floor	72.0	
—TAILGATE OPENING	65.0	
—BETWEEN WHEEL HOUSINGS	50.0	
BOX DEPTH	19.5	

HARDTOP OR SOFT TOP

Jimmy's standard fiberglass reinforced plastic rear roof section, available in Black or White, is designed for quick removal.

Available convertible top, in White only, can be folded up and secured safari-style, or the top can be completely folded down for an open-air ride, or tall-cargo carrying.



Trucks are what we're all about.

GMC TRUCK & COACH DIVISION
GENERAL MOTORS CORPORATION
PONTIAC, MICHIGAN 48053